

ETI_INOX

ETI SERIES 4-CELLS STAINLESS STEEL PLATFORMS



Low profile STAINLESS STEEL electronic platforms with removable loading plate. Fitted with IP68 STAINLESS STEEL load cells. Suitable for creating scales and electronic weighing systems for all types of industrial and commercial applications. Standard version is with approved load cell.

The best solution
for advanced industrial
applications

MAIN FEATURES

- Fitted with 4 STAINLESS STEEL shear-beam OIML approved load cells each with 1000 Ohm input resistance with protection against dust and immersion according to IP68 standards.
- Stainless steel bearing tubular structure, with removable stainless steel plate (except for the ELCI models which have a non removable plate) and IP67 junction box housing.
- Adjustable, stainless steel shock-proof jointed feet and level.
- Up to 15 Vdc power supply.
- Hermetic junction box and wiring cables with sheathing according to IP67 standards, and shielded 5m long 6-pin cable complete with female connector.

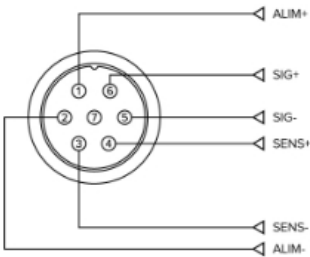
OPTIONS ONLY AVAILABLE AT TIME OF ORDER

- Calibration with CE-M single or double range approval.
- High resolution models for internal factory use.
- AVAILABLE ON REQUEST: reinforced version for weighing of concentrated loads (coils, forklifts ecc.)
Structure in AISI316 stainless steel.

ACCESSORIES

- Indicator support stand.
- Frames for flush floor installation.
- Access ramps.
- Models with special sizes and capacities.

CONNECTOR PINOUT



Pin	Signal	Color
1	EXC+	Brown
2	EXC-	Grey
3	SENSE-	White
4	SENSE+	Green
5	SIG-	Yellow
6	SIG+	Pink
7		Not connected

OPTIONS FOR ATEX VERSION

- CCATEX: ATEX certificate for each load cell.
- JB4QA: ATEX certified junction box.
- DCATEXMECH: ATEX declaration for the PLATFORM (for the load cells ATEX declaration see CCATEX-1 code). Option to be offered only if the platform is ordered without the indicator, if so, refer to the chosen weight indicator available certifications.

DETAIL 1





DETAIL 2



VERSIONS

Available versions

Codice	l x w x h (mm)	N° celle	Max (kg)	d (g)	 (g)*	 2R (g)*	d HR (g)*
ELCI3	800x800x90	4x300kg	300	50	100	--	20
ELCI6	800x800x90	4x500kg	600	100	200	100-200	50
ELCI15	800x800x90	4x1000kg	1500	200	500	200-500	100
ETAI3	1000x1000x90	4x300kg	300	50	100	--	20
ETAI6	1000x1000x90	4x500kg	600	100	200	100-200	50
ETAI15	1000x1000x90	4x1000kg	1500	200	500	200-500	100
ETMI3	1000x1250x90	4x300kg	300	50	100	--	20
ETMI6	1000x1250x90	4x500kg	600	100	200	100-200	50
ETMI15	1000x1250x90	4x1000kg	1500	200	500	200-500	100
ETBI3	1250x1250x90	4x300kg	300	50	100	--	20
ETBI6	1250x1250x90	4x500kg	600	100	200	100-200	50
ETBI15	1250x1250x90	4x1000kg	1500	200	500	200-500	100
ETBI30	1250x1250x90	4x2000kg	3000	500	1000	500-1000	200
ETDI6	1250x1500x115	4x500kg	600	100	200	100-200	50
ETDI15	1250x1500x115	4x1000kg	1500	200	500	200-500	100
ETDI30	1250x1500x115	4x2000kg	3000	500	1000	500-1000	200
ETEI6	1500x1500x115	4x500kg	600	100	200	100-200	50
ETEI15	1500x1500x115	4x1000kg	1500	200	500	200-500	100
ETEI30	1500x1500x115	4x2000kg	3000	500	1000	500-1000	200
ETFI6	1500x2000x130	4x500kg	600	100	200	100-200	50
ETFI15	1500x2000x130	4x1000kg	1500	200	500	200-500	100
ETFI30	1500x2000x130	4x2000kg	3000	500	1000	500-1000	200
ETGI60-1	1500x2000x180	4x3000kg	6000	1000	2000	1000-2000	500
ETHI30	1500x2500x180	4x3000kg	3000	500	1000	--	200
ETHI60	1500x2500x180	4x3000kg	6000	1000	2000	1000-2000	500
ETLI30	2000x2500x180	4x3000kg	3000	500	1000	--	200
ETLI60	2000x2500x180	4x3000kg	6000	1000	2000	1000-2000	500
ETLI100	2000x2500x180	4x4500kg	10000	2000	5000	2000-5000	1000

WARNING: ETFI, ETGI, ETHI, ETLI models require special transportation with quoted price.

(g)* : Divisions obtainable only with the relative options, in combination with Dini Argeo weight indicator.



DINI ARGEO
FRANCE sarl
France

DINI ARGEO
GMBH
Germany

DINI ARGEO
UK Ltd
United Kingdom

DINI ARGEO WEIGHING
INSTRUMENTS Ltd
China

DINI ARGEO
OCEANIA
Australia



COMPANY HEADQUARTERS

Via Della Fisica, 20
41042 Spezzano di Fiorano Modena • Italy
Tel. +39.0536 843418

SERVICE ASSISTANCE

Via Dell'Elettronica, 15
41042 Spezzano di Fiorano Modena • Italy
Tel. +39.0536 921784

SALES AND TECHNICAL ASSISTANCE SERVICE