

TW\_I NOX\_OLD20210317

## TW SERIES OVERHEAD MONORAIL WEIGHING SCALES



Low profile weighing modules for overhead monorails, easily adaptable with any type of monorail track systems, even already existing ones. Fitted approved load cells.

**The best solution  
for advanced industrial  
applications**

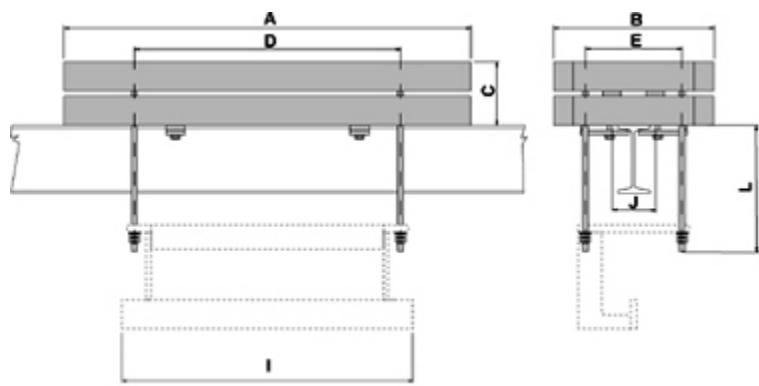
MAIN FEATURES

- Functions with 1 aluminium load cell with IP66 protection degree (TWSI model) or with 3 STAINLESS STEEL load cells with IP68 protection degree (TWI model), approved according to OIMLR60 C3 standards (3000 + 3000 divisions).
- AISI304 STAINLESS STEEL tubular structure, fitted with accessories for fastening to the beam and threaded rods for fastening to the customer's track section.
- Electropolished structure for easy cleaning: The smooth surface prevents the formation of incrustations and the proliferation of microorganisms.
- Maximum length of the customer's track section:
  - 300 mm for the TWSI models
  - 600 mm for the TWI models.
- Up to 15 Vdc power supply.
- Hermetic junction box and shielded 10m long 6-pin cable fitted with connectors for connection to the weight indicator.

OPTIONS ONLY AVAILABLE AT TIME OF ORDER

- Connection to the indicator and calibration with CE-M 3000e single range or 3000e+3000e dual range approval (with our indicators).
- Models with special sizes and capacities (ask for estimate).
- Possible adaptations with customer's track section (to be supplied per account of manufacture), which will be quantified upon job card cost account.

DETAIL 1







	A	B	C	D	E	I	J	L
TWI	840	330	135	550	200	600	90	195
TWSI	420	285	115	300	210	300	90	195

dimensions in mm

## VERSIONS

### Available versions

Codice	I x w x h (mm)	N° celle	Max (kg)	d (g)	<b>M</b> (g)*	<b>M</b> 2R (g)*
<u>TWSI15</u> 	420x285x335	1x300kg	150	50	50	20-50
<u>TWSI30</u> 	420x285x335	1x500kg	300	100	100	50-100
<u>TWI30</u> 	840x330x330	3x300kg	300	100	100	-
<u>TWI60</u> 	840x330x330	3x500kg	600	200	200	100-200

(\*) Divisions obtainable only with the relative options, in combination with Dini Argeo weight indicator.

#### NOTE:



- The track section to be applied to the scale and relative fastening to the threaded rods must be realized by the customer.
- ATTENTION: The order is possible only upon verification of the system's data, executed by our technicians when the filled out DataRequest\_TW\_ETW module downloadable up here is sent.
- The capacity and division must be specified in the module for the verification of the feasibility, consequently to the requested features.



[www.diniargeo.com](http://www.diniargeo.com)

“YOUR WORLDWIDE PARTNER FOR WEIGHING,”

DINI ARGEO  
FRANCE sarl  
France

DINI ARGEO  
GMBH  
Germany

DINI ARGEO  
UK Ltd  
United Kingdom

DINI ARGEO WEIGHING  
INSTRUMENTS Ltd  
China

DINI ARGEO  
OCEANIA  
Australia



#### COMPANY HEADQUARTERS

Via Della Fisica, 20  
41042 Spezzano di Fiorano Modena • Italy  
Tel. +39.0536 843418

#### SERVICE ASSISTANCE

Via Dell'Elettronica, 15  
41042 Spezzano di Fiorano Modena • Italy  
Tel. +39.0536 921784

SALES AND TECHNICAL ASSISTANCE SERVICE